


ON-Q[®] T-BLOC

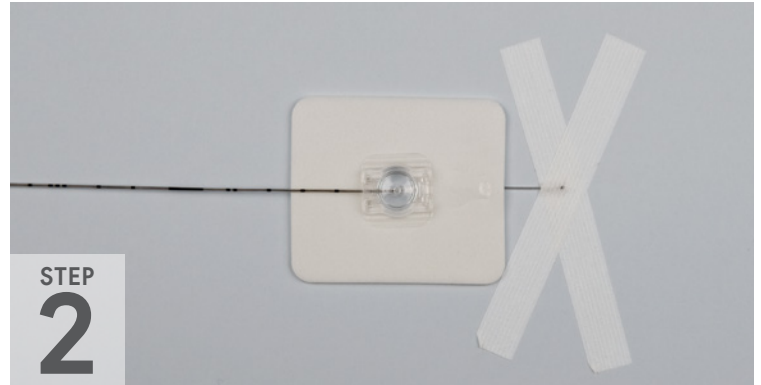
Guidelines for Catheter Securement with LOCKIT PLUS[®] Device & Catheter Connector

A METHOD OF CATHETER SECUREMENT




STEP
1

Secure catheter insertion site with Steri-Strip[®] material.



STEP
2

Secure catheter with LOCKIT PLUS[®] device approximately 1" away from the catheter insertion site.




STEP
3a

Attach catheter to the catheter connector (**refer to the next page for detailed instructions**) then using the Grip-Lok[®] as shown, secure the extra catheter and catheter connector.



STEP
3b



STEP
4

Secure the whole system under Tegaderm[®] dressings. The 6" injection set can be attached to the catheter connector to provide easy access for pump attachment.

Continued on next page ➤

CONNECTING THE CATHETER TO THE CATHETER CONNECTOR

Insert the catheter through the opening of the catheter connector as shown.

IMPORTANT:

- Ensure the catheter connector is fully open with the two halves rotationally out of alignment before inserting catheter (see insets).
- **Wipe off any excess ultrasound gel from the catheter prior to inserting it into the catheter connector.**
- The catheter is secured when the black marker on the catheter is inside the groove of the catheter connector and the halves are rotationally aligned with an audible/tactile “click” to indicate complete closure.
- Avoid closing and opening the catheter connector several times as that could reshape and close the internal pathway.



There are inherent risks in all medical devices. Please refer to the product labeling for **Indications, Cautions, Warnings and Contraindications**. Failure to follow the product labeling could directly impact patient safety. Physician is responsible for prescribing and administering medications per instructions provided by the drug manufacturer. Refer to www.avanospainmanagement.com for product safety Technical Bulletins.

Tegaderm is a Registered Trademark of 3M Company. Lockit Plus is a Registered Trademark of Smiths Medical Asd, Inc. Grip-Lok is a Registered Trademark of Zefon International, Inc.

For more information for clinicians and product code ordering information, please visit: avanospainmanagement.com
Call 1-800-448-3569 in the United States and Canada.

AVANOS

avanospainmanagement.com



*Registered Trademark or Trademark of Avanos Medical, Inc., or its affiliates.
© 2018 AVNS. All rights reserved.
COPY-02894 10/18