

QUIKBLOC* OVER-THE-NEEDLE CATHETER SETS

The ON-Q* QuikBloc* Over-the-Needle Catheter system is uniquely designed to perform a Continuous Peripheral Nerve Block procedure in a Single Shot.

PROCEDURE

STEP

1

Insert the QuikBloc* Over-The-Needle Catheter system to the desired depth.



STEP

2

Remove the needle, leaving the catheter behind.



STEP

3

Attach the 6" extension tubing to the catheter.



STEP

4

Secure the catheter using the custom-fit ON-Q* securement device and included adhesive bandages and dressings.



ON-Q* QUIKBLOC* CATHETER SECUREMENT DEVICE

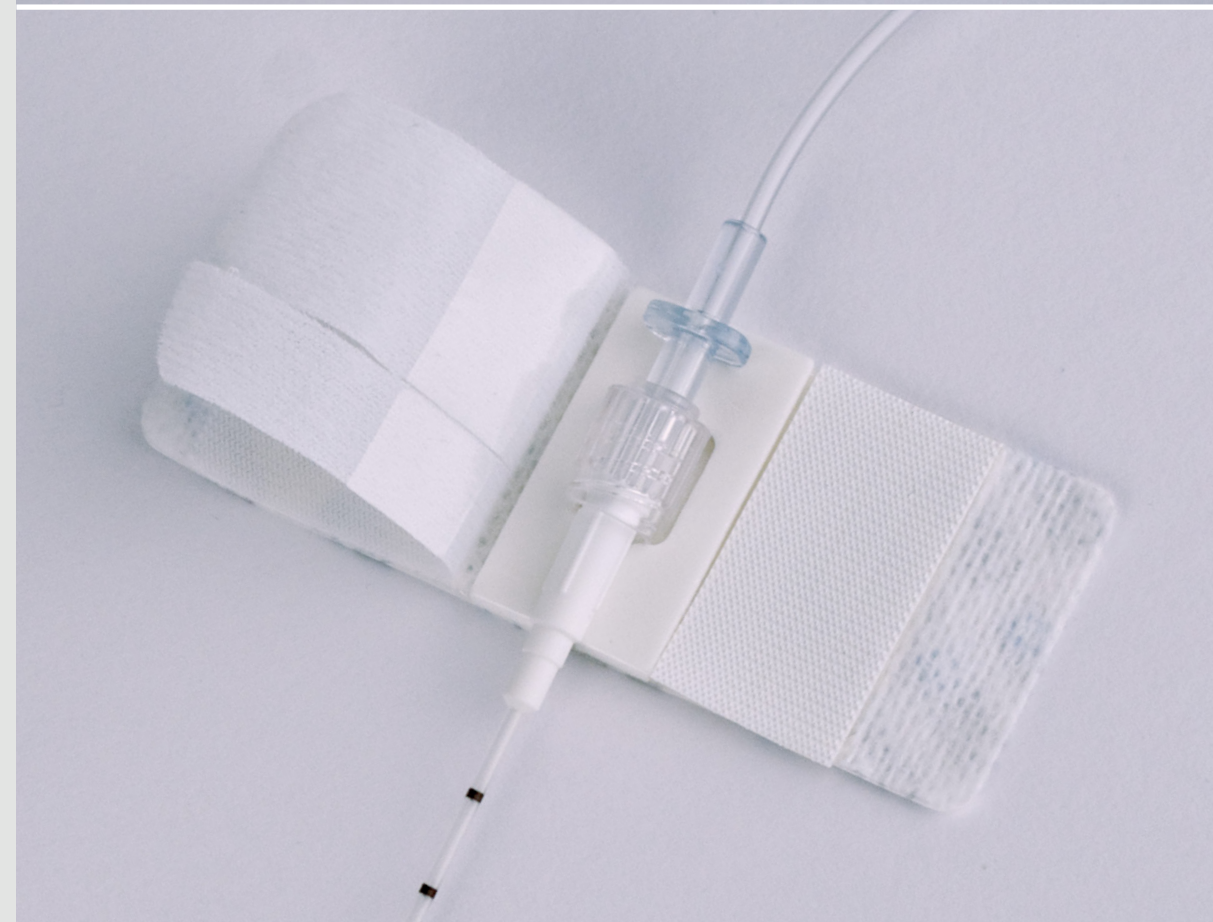
Proprietary catheter securement device enables a custom fit of the bonded catheter connector hub.

PROCEDURE



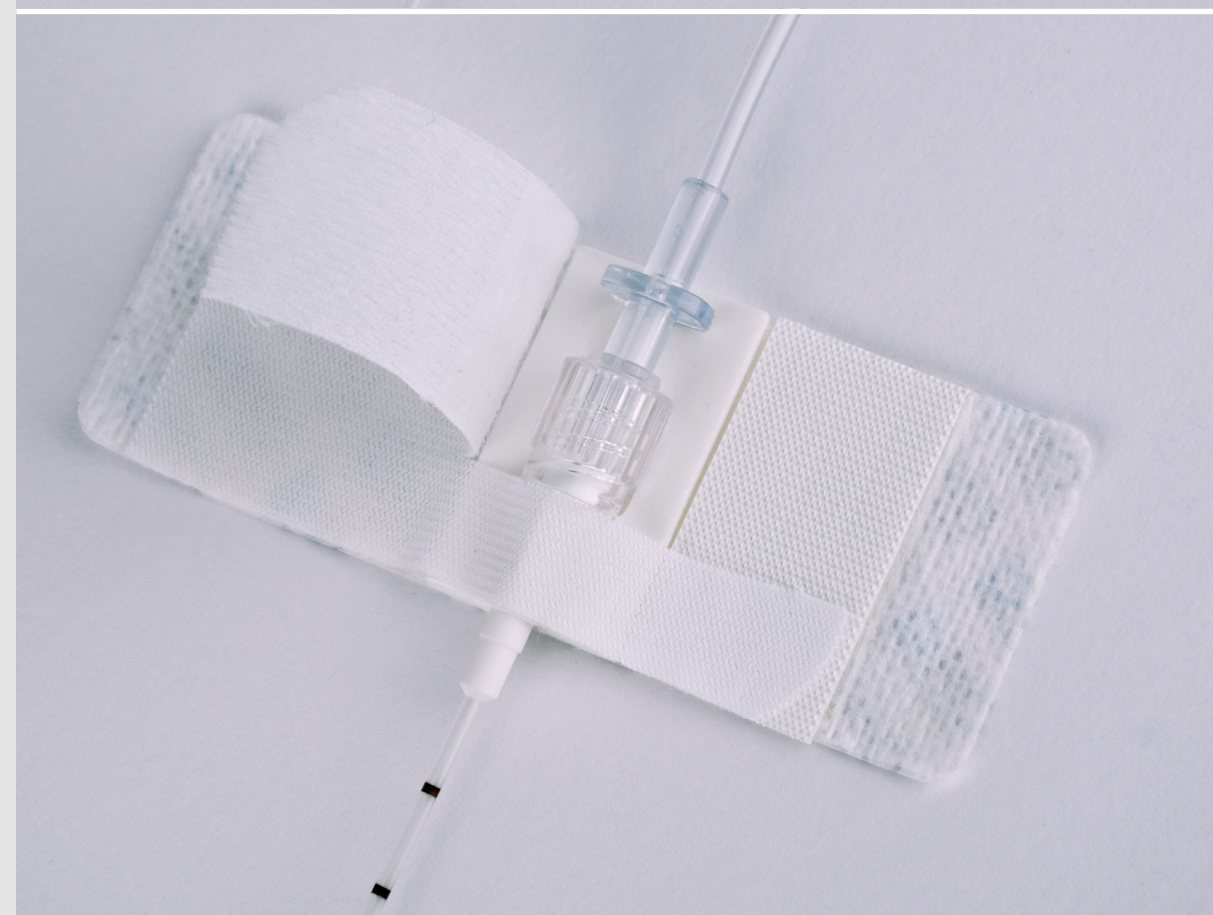
STEP
1

Peel back catheter securement device cover and remove adhesive backing.



STEP
2

Place catheter hub in the padded cutout of the device.

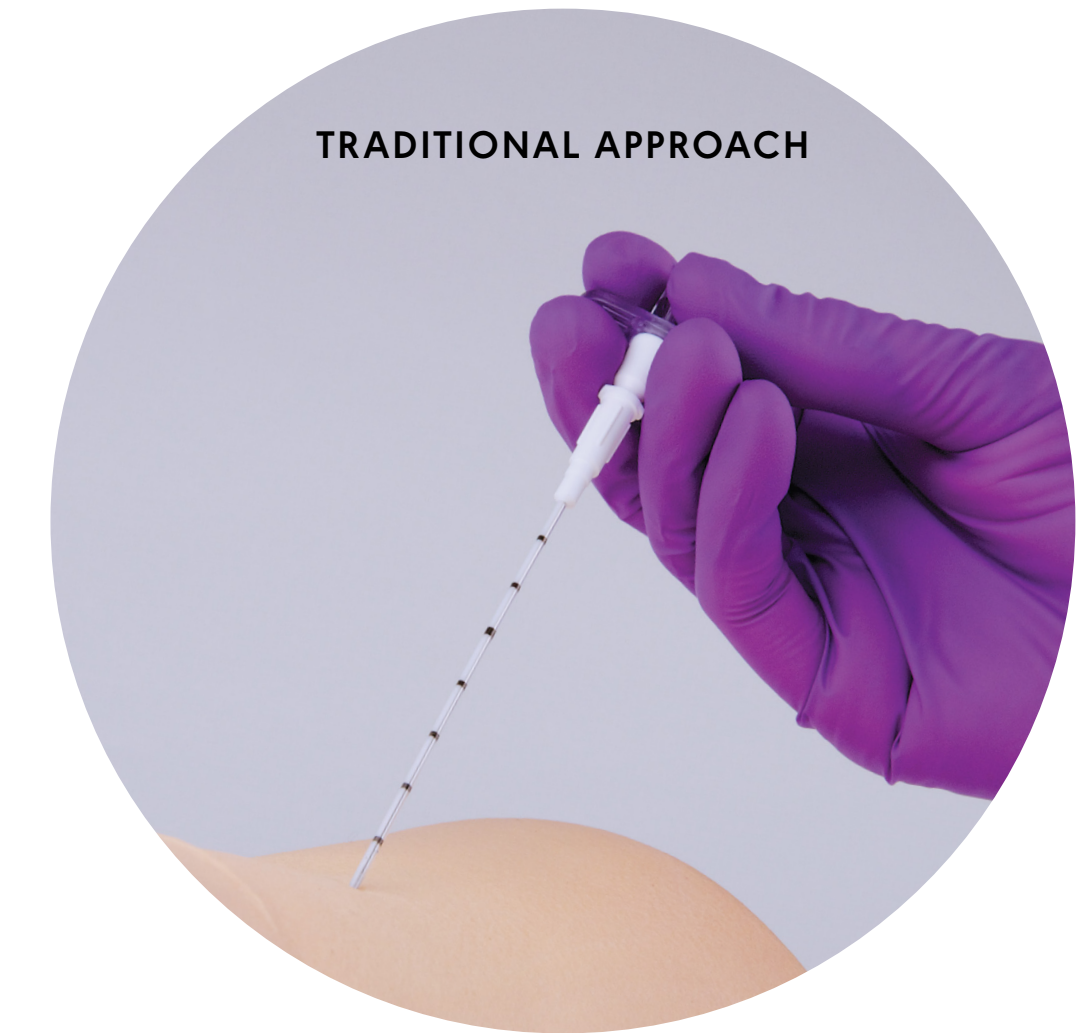


STEP
3

Secure catheter hub by folding over the catheter securement device cover.

INSERTION TECHNIQUE

For an optimal experience, we suggest inserting the ON-Q* QuikBloc* Over-the-Needle Catheter system while holding both the shaft and hub of the needle instead of solely at the needle hub.



QUIKBLOC* APPROACH



There are inherent risks in all medical devices. Please refer to the product labeling for **Indications, Cautions, Warnings and Contraindications**. Failure to follow the product labeling could directly impact patient safety. Physician is responsible for prescribing and administering medications per instructions provided by the drug manufacturer. Refer to www.avanospainmanagement.com for additional product safety Technical Bulletins.

*Registered Trademark or Trademark of Avanos Medical, Inc., or its affiliates. © 2020 AVNS. All rights reserved. COPY-04451 05/20