

ON-Q*

CATHETER

Patient Guideline Insert

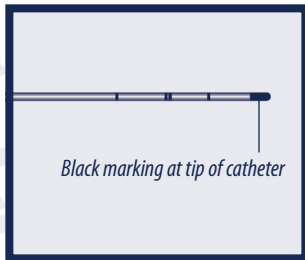
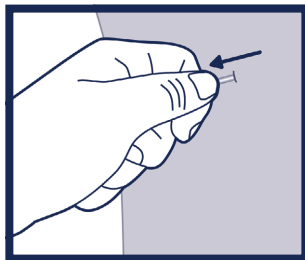
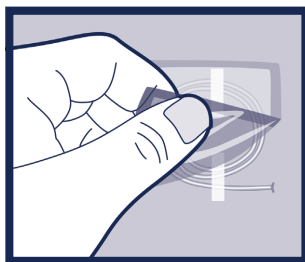
Description: The catheter is a small tube near your incision site that is connected to your infusion pump. The color of the catheter may be clear or golden.

Removal of Catheter

If your doctor has instructed you to remove the catheter, then **follow their instructions** keeping in mind these key steps:[†]

- Wash your hands thoroughly with soap and warm water. Dry thoroughly.
- Remove the dressing covering the catheter site.
- Remove any skin adhesive strips.
- Grasp the catheter close to the skin and **gently** pull on the catheter. It should be easy to remove and not painful. Do not tug or quickly pull on the catheter during removal. If it becomes hard to remove or stretches, then **STOP**. Call your doctor. Continued pulling could break the catheter.
- Do not cut or pull hard to remove the catheter.
- **⚠ Warning: After you remove the catheter, check the catheter tip for the black marking to ensure the entire catheter was removed. Call your doctor if you don't see the black marking.**
- Place a dressing over the catheter site as instructed by your doctor.

[†] Repeat these steps for other catheter sites if you have more than one catheter.



⚠ Warning: The following symptoms or situations may represent a serious medical condition. Immediately close the clamp on the pump tubing and call your doctor or 911 in case of emergency to prevent serious patient injury.

- Increase in pain
- Difficulty breathing
- Redness, warmth, discharge or excessive bleeding from the catheter site.
- Pain, swelling or a large bruise around the catheter site
- Dizziness, light headedness
- Blurred vision
- Ringing, buzzing in your ears
- Metal taste in your mouth
- Numbness and/or tingling around your mouth, fingers or toes
- Drowsiness
- Confusion
- Catheter disconnects from the pump or leaking occurs at the pump connection
- Other side effects: _____

Numbness

Be aware that you may experience loss of feeling at and around the surgical area. If numbness occurs, take proper measures to avoid injury. Be careful when placing hot or cold items on a numb area.

⚠ Caution

- Do not reuse.
- Protect the pump and catheter site from water according to your doctor's instructions.

Rx only = Caution: Federal (U.S.A.) law restricts this device to sale by or on the order of a physician.

For more information, please call +1.949.923.2400 • 1.800.448.3569 (English only) or visit www.halyardhealth.com for the latest product information and Technical Bulletins. To order additional Instructions for Use or Patient Guidelines please email or call: HalyardIrvine.ProductInquiry@hyh.com or +1.949.923.2400

MANUFACTURED BY:

 **Halyard Health, Inc.**
5405 Windward Parkway
Alpharetta, GA 30004

 Halyard Belgium BVBA
Leonardo Da Vincilaan 1
1930 Zaventem, Belgium


0086

Distributed in the USA by Halyard Sales, LLC, Alpharetta, GA 30004

In USA, please call 1-844-425-9273 • halyardhealth.com

Sponsored in Australia by Halyard Australia Pty Limited; 52 Alfred Street, Milsons Point, NSW 2061

*Registered Trademark or Trademark of Halyard Health, Inc. or its affiliates. © 2015 HYH. All rights reserved.

15-H1-818-0-00

70203560

2016-02-09

www.halyardhealth.com